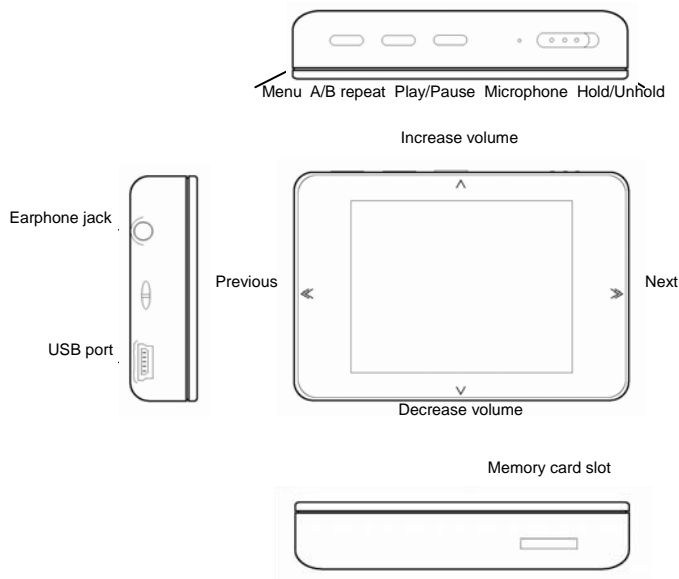


# Additional User Guide for Yuo.Beat MEDIA X

The information of this user guide is correct at the time of the product release into the market. For latest update, please visit our website at <http://www.yuraku.de>

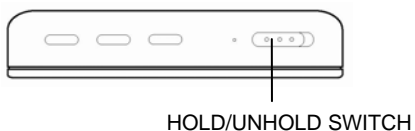
## CHANGE LOG

### BUTTON POSITION

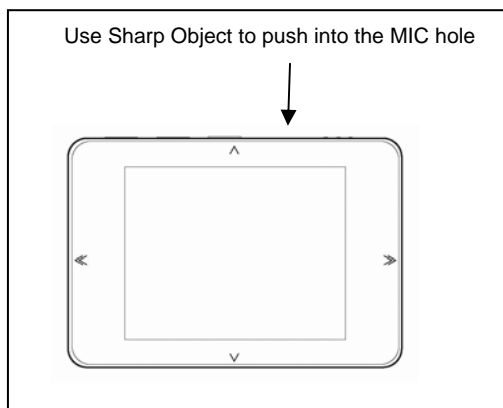
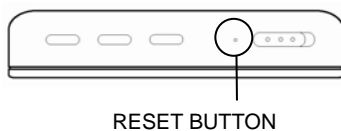


- **ON/OFF SWITCH change to HOLD/UNHOLD SWITCH**

The slide button on top of Yuo.Beat MediaX is changed to **Hold/Unhold** instead of **On/Off Switch** as shown in the page 18 of the user manual.



- There is a **RESET** button hidden in the MIC hole. To press the **RESET** button, please use a sharp needle to press into the MIC hole.



## **Troubleshooting**

### **1. Why is it unreadable or strange file name shown after recording?**

If there is unreadable or weird character appears under the recording folder, user should delete the strange file in the recorded folder. After that, the Recording Mode should be function normally. The correct file name format for recording should be RIxxxx.wav (where xxxx is sequential numbers, eg. RI0001.wav). Besides, please do not put any other file in the recorded folder as this will cause confusion for the player to create incorrect recording file name.

### **2. What happen if my player black out when entering the recording mode?**

This might cause by the corruption of record folder, users are advised to format the player. To prevent data losses, please backup all your data before formatting.

### **3. The Browse mode is not that smooth compare to the first time I bought it.**

This is due to the heavily read and write mode into the player library. As the player library grows larger, the loading speed and other feature involving access to the library might be slow. We suggest users to format their player time to time to ensure the performance of the player.

### **4. Why does the file delete process take so long?**

The file deletion time is depends on the file size, for larger file size, the deletion time will take longer. For normal file size it will take around 1 ~ 2 seconds.

### **5. The player takes few minutes to boot up. Is this normal?**

During boot up, the player will regenerate the music library for later usage, so it will consume much longer time if there is 2000 songs compare to 500 songs library.

### **6. What to do if the player shows “booting up error, shutting down” message during boot up?**

There might be corruption cause by improper usage, eg: reset in the middle of booting up, on the music library during previous library regenerating.

Users are advised to:

1. Restart the player again to see any improvement.
2. If not, delete the hidden music library files under the player root through computer to see any improvement.
3. If not, format the player

### **7. I am not able to switch on the player after shutting down!**

Several conditions might contribute to this problem:

1. Battery low power:
  - Users need to plug in the power supply cord to charge the battery
2. Player crash
  - Press the RESET button to restart the player
3. Player firmware corruption
  - Users are advised to update their firmware through internet or bring it to our customers service.

### **8. Why does the FM radio station number not arrange according to the frequency?**

The station number arrangement is based on the signal strength. In normal circumstance, working radio station will have higher signal strength. However, this might not always be the case and would cause mistake to the player.

### **9. My player could not scan any station at all!?**

The player relies on the earpiece as an antenna. So when during the FM radio, users are required to plug in their earpieces to use the FM radio.